

THE NEW RAFGS WEBSITE – GUIDANCE FOR MEMBERS

Website address: www.rafgs.org.uk

The new website is now available, although additional information will continue to be added in the coming months.

If you find any errors / bugs, or are having trouble accessing any of the areas of the website, please let me know by email to secretary@rafgs.org.uk.



[Home](#) [About Us](#) [Join](#) [Fixtures](#) [News](#) [Members](#) [Gallery](#) [Contact](#)

WORK IN PROGRESS

This is the new version of the RAFGS website and is currently under development. New content and functionality will continue to be added in the next few months, prior to the formal 'Go live' in early January 25

Welcome to the RAF Golfing Society

Founded in 1921, the Royal Air Force Golfing Society offers members the opportunity to meet and play with other golfers who have an RAF connection. We welcome applications from current and former service personnel, UAS and Air Cadets, as well as their direct relatives. The full eligibility criteria for membership are available in the [Join](#) menu.

If you are interested in applying for membership, or if you'd like any further information, please contact the [Secretary](#), Nigel Dowdall.

Latest News

RAFGS v Huntercombe GC 30 Aug 24

RAFGS retains the Stevenson Cup! As August drew to a close 12 members deployed to Huntercombe GC for...

[Read More](#)

RAFGS v Rye GC 18 Aug 24

In glorious conditions our players experienced Rye at its best. We were greeted with beautiful...

[Read More](#)

Midland Meeting at

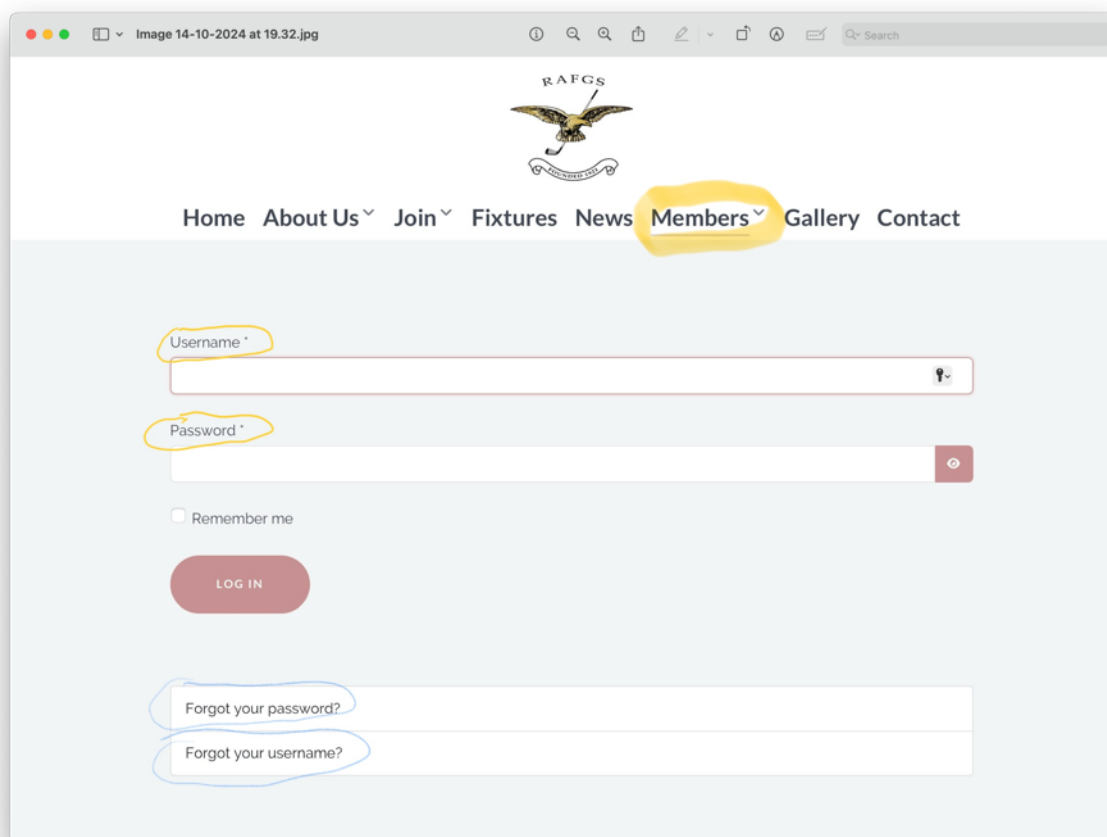
Public areas of the website.

Much of the website is accessible to non-members, as we believe that an open website that highlights the benefits and enjoyment members experience in the Society is the best way of advertising what we do and to attract new members:

- Home page, including 'Latest News', which links to the full News article in the News section
- 'About us', including sub-menus on our Committee, Trophies and history
- 'Join' – includes information about our fixtures and criteria for membership
- 'Fixtures' – details of dates, venues and formats for all of our fixtures
- 'News' – reports of our meetings and matches, as well as other items of interest that are of general interest. At the end of each year, the year's News articles will be moved to an archive folder in a sub-menu that will have a folder for each year; the current year's News is accessed by clicking on the 'News' menu heading.
- 'Gallery' – this will include a folder for each year and members are encouraged to take and submit photos at events for inclusion in the Gallery (send them to secretary@rafgs.org.uk)
- 'Contact' – this will include email links for the Secretary/Treasurer.

Members only access:

Some areas of the website are only accessible to members, who should log on as follows:



The screenshot shows a web browser window displaying the RAFGS website. The browser's address bar shows 'Image 14-10-2024 at 19.32.jpg'. The website's header includes the RAFGS logo and a navigation menu with the following items: Home, About Us, Join, Fixtures, News, Members (highlighted with a yellow circle), Gallery, and Contact. Below the navigation menu is a login form. The form contains a 'Username' field (highlighted with a yellow circle), a 'Password' field (highlighted with a yellow circle), a 'Remember me' checkbox, a 'LOG IN' button, and two links: 'Forgot your password?' (highlighted with a blue circle) and 'Forgot your username?' (highlighted with a blue circle).

- Hover the cursor over the 'Members' menu item and click on the Log in / Log out button.
- Enter your username, which is the email address that you have provided to the Society (unless since updated). Please note that this must be a unique email address and members who use a shared email address will not both be able to use the same address.
- The first time that you log in, enter your username and then select 'forgot your password' – you will then receive an email to your registered email address with a link to allow you to set a password of your own choosing. If you don't receive an email, check your junk / spam folder – the email includes a link and many junk / spam filters will see this as potential junk / spam.
- If you haven't received an email and can't find it in your junk / spam folder, contact the Secretary at secretary@rafgs.org.uk – it may be that we do not have the correct email address for you in the membership database.
- The password must have a minimum of 8 characters and include at least one upper case letter, one lower case letter, one number and one Symbol / special character.
- When you log in, the screen will default to the 'Members News' menu item, to try to ensure that you see any important information posted for members.

Once you have logged in, you will have full access to all areas of the website, including:

- Fixtures
 - Online entry screen for each fixture. From 2026, all registration will be via a link from the website page to the event on the RAFGA Golf Genius account. You have to be logged in to have access to the booking link and also have completed your registration for an account on Golf Genius. Contact the Secretary if you are having any problems with registering.
 - When you enter for an event, you will be able to specify any additional requirements, e.g. buggy, dietary requirements.
 - All entries, for both matches and meetings, will initially be shown as pending. Approximately 3 weeks before the event, all those who have entered a meeting, or those who have been selected for a match, will receive an email asking them to proceed with payment by credit card on Golf Genius.
 - NB: The teams for matches will be selected by the Match Manager from those who have entered, so adding your name to a match list does not guarantee that you will be selected.
 - You can also add one or more guests to your entry for meetings, including the Scottish Tour. You can also specify who you would like to play with – this is not guaranteed, but we do assume that you would like to play with any guests
 - You can amend your entry, e.g. to withdraw from the event, at any time up to the end of the registration period (usually at the time that payment is requested). You should contact the Match Manager / Meeting Organiser by email if the registration period has closed.
- Members menu. There are a number of sub-menus in the Members Area:
 - Members News – this will be used for communications that are not suitable for open access, such as personal news of members or confirming the cost of meetings / matches. As for the News items, an annual archive will be created each year and there is already an archive of the Society Newsletters from 2010.
 - View/Edit Profile – you can manage some of your personal details in this screen, including password, email address and mobile phone number. If you want to change your username to a new email address, please also email secretary@rafgs.org.uk with details, as this has to be done by an administrator.
 - Member Directory – this replaces the Handbook member directory and you can either scroll through this or search for an individual using the search box; if you do not wish your information to be included, please contact the secretary@rafgs.org.uk
 - Meeting Minutes. The minutes of the AGM and Committee meetings will be posted in this section
 - Rules. The Society's Rules will be maintained and updated as necessary in this section
 - RAFGS clothing and accessories. All clothing and accessories with the RAFGS logo are now purchased directly from Glenmuir and there is a link to the RAFGS Glenmuir account. We receive a small discount on the retail price and there is no delivery charge.

Privacy Policy. You will find the Society’s Privacy Policy in the footer of every page of the website. Please ensure that you have read this and contact Secretary@rafgs.org.uk if you have any questions or concerns.

MOBILE DEVICES


The full functionality of the website is available on your smartphone, but the layout and appearance is modified for display on the smaller screen:

Home screen:

The home screen is similar to that seen on a desktop, portable or tablet device, but the menu is a ‘hamburger’ menu rather than being shown in a bar across the top of the screen.

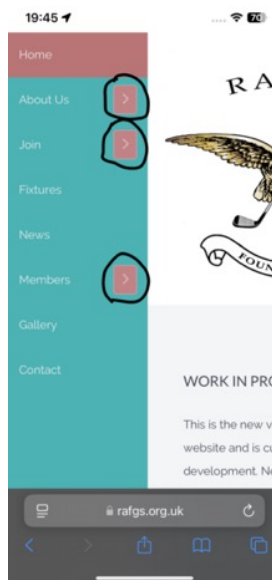
Click on the menu (circled) to access the menu items

Many pages, e.g. fixtures in the fixture list, may be more easily viewed in landscape mode



Selecting menu items:

Menu items with submenus are shown by the arrow next to the Main Menu item. Selecting the arrow (circled) will select the submenu.



Members only areas.

If you select a menu only available to members – Members Menu item or submenu, Event entry for one of our fixtures – you will be taken to a link to the login page.

Enter your username and password as usual to enable access to the member areas.

